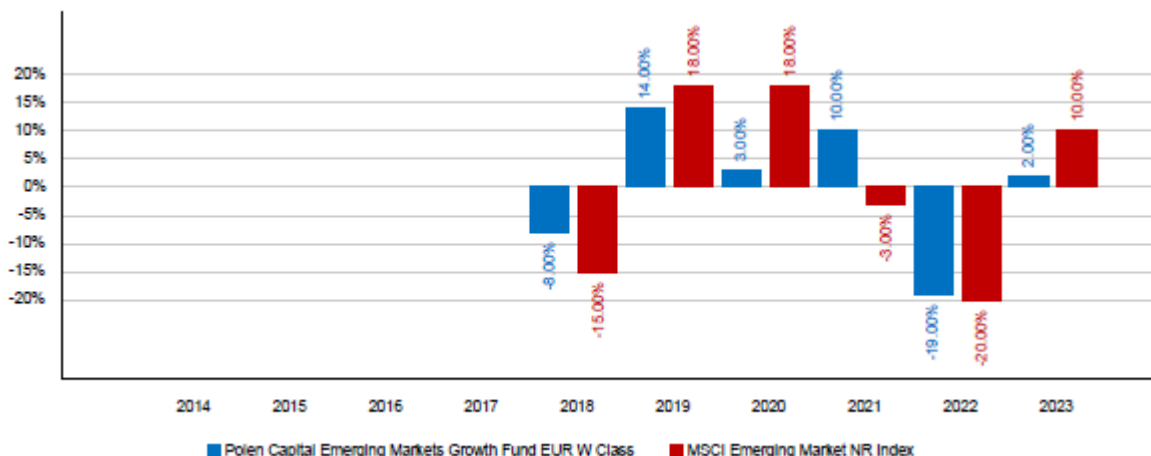


Polen Capital Emerging Markets Growth Fund (the "Fund") a sub-fund of Polen Capital Investment Funds II plc (the "Company")

EUR W Class (ISIN IE00BF7TSG65) (the "Share Class")

PAST PERFORMANCE

This chart shows the fund's performance as the percentage loss or gain per year over the last 6 years against its benchmark. It can help you to assess how the fund has been managed in the past and compare it to its benchmark.



Past performance is not a reliable indicator of future performance. Markets could develop very differently in the future.

It can help you to assess how the fund has been managed in the past.

Performance is shown after deduction of ongoing charges. Any entry and exit charges are excluded from the calculation.

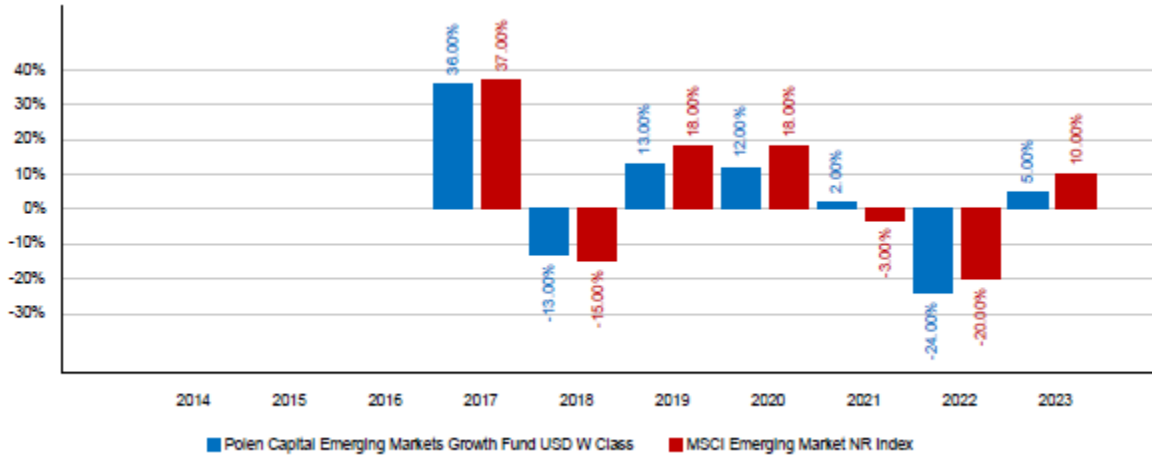
The Fund was launched on 22 October, 2009. This Share Class launched on 08 November, 2017. The value of the Fund is calculated in U.S. Dollars. The performance figures are calculated in U.S. Dollars.

Polen Capital Emerging Markets Growth Fund (the "Fund") a sub-fund of Polen Capital Investment Funds II plc (the "Company")

USD W Class (ISIN IE00BZCTLS48) (the "Share Class")

PAST PERFORMANCE

This chart shows the fund's performance as the percentage loss or gain per year over the last 7 years against its benchmark. It can help you to assess how the fund has been managed in the past and compare it to its benchmark.



Past performance is not a reliable indicator of future performance. Markets could develop very differently in the future.

It can help you to assess how the fund has been managed in the past.

Performance is shown after deduction of ongoing charges. Any entry and exit charges are excluded from the calculation.

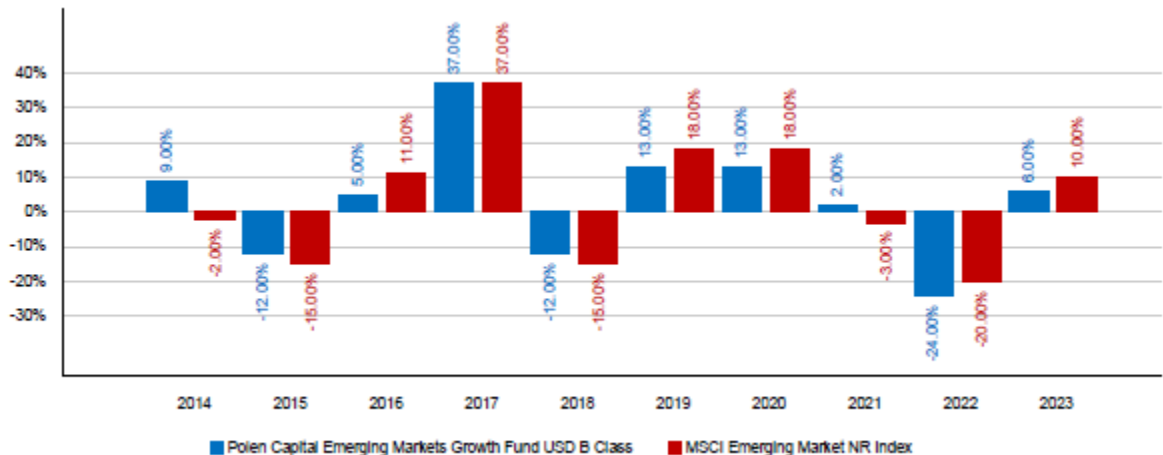
The Fund was launched on 22 October, 2009. This Share Class launched on 22 July, 2016. The value of the Fund is calculated in U.S. Dollars. The performance figures are calculated in U.S. Dollars.

Polen Capital Emerging Markets Growth Fund (the "Fund") a sub-fund of Polen Capital Investment Funds II plc (the "Company")

USD B Class (ISIN IE00B3BNMF79) (the "Share Class")

PAST PERFORMANCE

This chart shows the fund's performance as the percentage loss or gain per year over the last 10 years against its benchmark. It can help you to assess how the fund has been managed in the past and compare it to its benchmark.



Past performance is not a reliable indicator of future performance. Markets could develop very differently in the future.

It can help you to assess how the fund has been managed in the past.

Performance is shown after deduction of ongoing charges. Any entry and exit charges are excluded from the calculation.

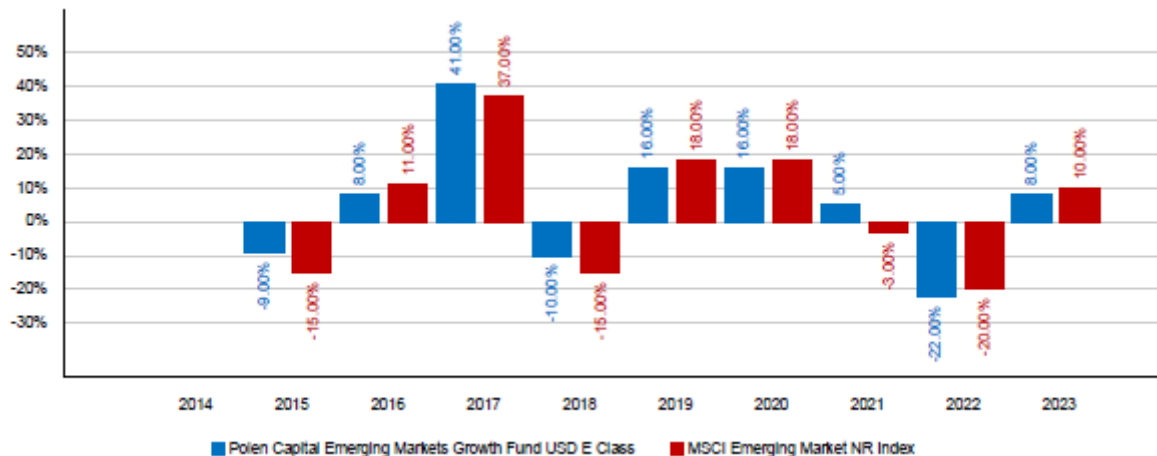
The Fund was launched on 22 October, 2009. This Share Class launched on 22 October, 2009. The value of the Fund is calculated in U.S. Dollars. The performance figures are calculated in U.S. Dollars.

Polen Capital Emerging Markets Growth Fund (the "Fund") a sub-fund of Polen Capital Investment Funds II plc (the "Company")

USD E Class (ISIN IE00BCDYJP02) (the "Share Class")

PAST PERFORMANCE

This chart shows the fund's performance as the percentage loss or gain per year over the last 9 years against its benchmark. It can help you to assess how the fund has been managed in the past and compare it to its benchmark.



Past performance is not a reliable indicator of future performance. Markets could develop very differently in the future.

It can help you to assess how the fund has been managed in the past.

Performance is shown after deduction of ongoing charges. Any entry and exit charges are excluded from the calculation.

The Fund was launched on 22 October, 2009. This Share Class launched on 17 February, 2014. The value of the Fund is calculated in U.S. Dollars. The performance figures are calculated in U.S. Dollars.